

NEW

LED COMPACT EMERGENCY LIGHT

EmCEL 12NM / EmCEL 12M / EmCEL 16NM



Features and Application

- Self-contained LED emergency light with new slim and lightweight design.
- Easy installation with optional recess mounting spring clips included.
- LED lamps provide high efficiency, durability and low energy consumption.
- Weatherproof rated ideal for outdoor installations in dusty, humid and corrosive environments including car parks, loading bays, workshops, laboratories and corridor areas.

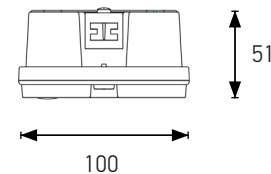

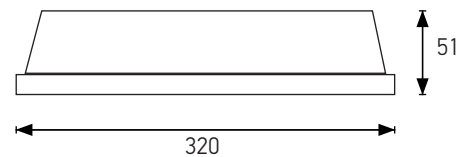


EMERGENCY LIGHT

Technical Data

Mode of Operation	Non-maintained / Maintained
Lamp	Samsung 2W/6W High flux white LED
Operating Temperature	ta 0°C ~ 50°C
Mains Supply	230V AC 50Hz/60Hz
Power Consumption	< 2W
Battery	High temperature NICD/NIMH battery
Charger	Fully automatic
Charging Monitor	Green LED
Recharge Period	24 hours
Testing Facility	Push button for independent testing
Emergency Duration	3 hours
Safety Feature	Low-voltage cut-off to prevent over-discharge of battery
Construction	Injection moulded fire retardant polycarbonate housing with clear reeded diffuser
Weight (Nett/ Gross)	0.55 kg / 0.75 kg
Compliance	SS 563-2/A1:2013; SS IEC 60598-2-22:2016 SS IEC 60598-1:2016
Installation	Ceiling, wall or recessed mounting
Cable Entry	3 x 20mm Ø knockout hole
IP Rating	IP 65 *
Warranty	1 year

Dimensions (mm)



Ordering Information

MODEL	LAMP	MODE
EmCEL 12NM	2W	Non-maintained
EmCEL 12M	2W	Maintained
EmCEL 16NM	6W	Non-maintained

Remarks

* For Weatherproof (IP65) installation, a cable gland (PG9 to PG13.5) is required for the AC incoming cable entry to ensure IP65 rating.